



NEUROSURGERY

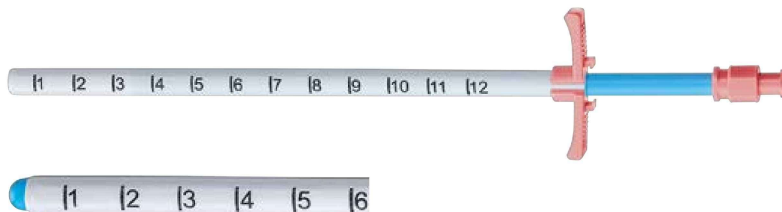
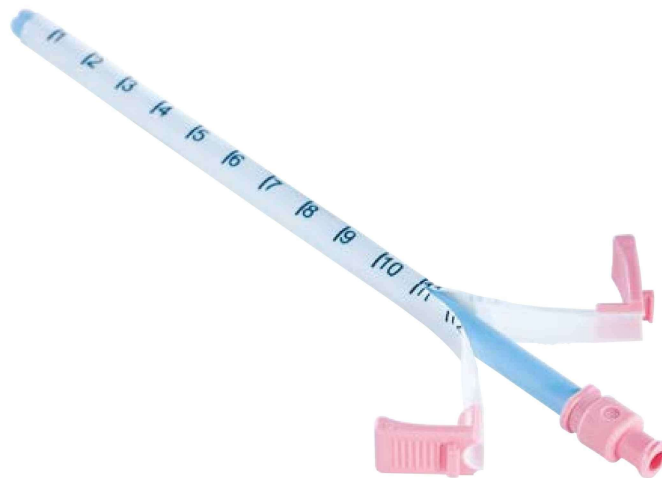
# AESCULAP® NEUROENDOSCOPY

With comments from international experts in the field  
of neuroendoscopy and minimally invasive neurosurgery.

# MINOP<sup>®</sup>

## Intraventricular Neuroendoscopic System – Single-use Introducer

- 19 Fr. disposable introducer set including obturator and sheath
- Especially for MINOP<sup>®</sup> trocar FF399R
- Preserves the brain in case of repeated intraparenchymal back- and forth movements of the trocar during the procedure
- Round & blunt obturator tip for less traumatic insertion into the ventricles
- Large depth scale
- Easy to peel with side handles
- Single-use, sterile packed



### FH604SU

#### MINOP<sup>®</sup> single-use introducer

19 Fr.

Sales unit:

PAK = Package of 5 pieces


3 Fr. = 1 mm

The MINOP<sup>®</sup> suction cannula and the MINOP<sup>®</sup> disposable introducer are designed for intraventricular neuroendoscopic surgery. The suction cannula can be used e.g. for the removal of intraventricular soft tumors or colloid cysts with its sharp cannula tip or even for the opening of the floor of the 3<sup>rd</sup> ventricle. The disposable introducer (also called peel-away sheath) acts as a temporary pathway to the ventricles, reducing tissue trauma when repeated intraparenchymal back and forth movements of the trocar are necessary.

# PaediScope®

## Paediatric Intraventricular Neuroendoscopic System – Endoscope

- Outer diameter of 3 mm for minimally invasive paediatric surgery
- 30,000 pixel fibre optic
- Light-weight design:  
Camera weight is away from the operating site
- Depth scale
- Autoclavable



### PF010A

**PaediScope® endoscope**  
with integrated optical fibres

For complete PaediScope® please order  
both: PF010A and PF011A



### PF011A

**PaediScope® ocular with focus**




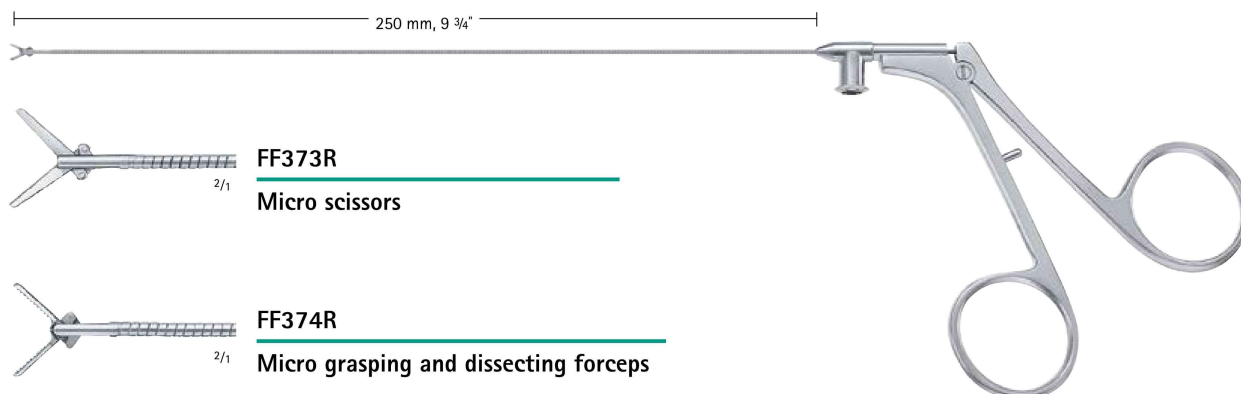
# PaediScope®

Paediatric Intraventricular Neuroendoscopic System – Flexible Instruments & Introducer



1 mm

Instruments with irrigation port for cleaning and reprocessing, non-detachable



**FH603SU**

**PaediScope® single-use introducer** Paediscopie vienkartinis introdukeris


10 Fr.

Sales unit:

PAK = Package of 5 pieces

3 Fr. = 1 mm

- 10 Fr. disposable introducer set including obturator and sheath *obturatorius ir mova*
- Especially for PAEDISCOPE®, PF010A
- Preserves the brain in case of repeated intra-parenchymal back- and forth movements of the trocar during the procedure
- Round & blunt obturator tip for less *atraumatinis traumatic* insertion into the ventricles
- Large depth scale
- Easy to peel with side handles
- Single-use, sterile packed



*The peel away sheath protects the brain while inserting and removing the pediatric endoscope. Because of its small outer diameter, the Paediscope does not have a dedicated trocar. The blunt obturator tip of the sheath allows atraumatic insertion into the ventricles. The sheath has a depth scale for precise positioning and is easy to peel back the side handles. Using a peel away sheath is especially helpful, if repeated in and out movements of the scope are necessary or different instruments or catheters (e.g. for aqueductoplasty) have to be utilized in addition to the scope.*

Michael Fritsch, Neubrandenburg, Germany

## AESCULAP® – a B. Braun brand

Aesculap AG | Am Aesculap-Platz | 78532 Tuttlingen | Germany  
Phone +49 7461 95-0 | Fax +49 7461 95-2600 | [www.aesculap.com](http://www.aesculap.com)

The main product trademark "Aesculap" and the product trademark "Minop" are registered trademarks of Aesculap AG. Subject to technical changes. All rights reserved. This brochure may only be used for the exclusive purpose of obtaining information about our products. Reproduction in any form partial or otherwise is not permitted.